



Powering India's Sustainable Future



EARTHSURE ECOSOLUTIONS PVT LTD.

Our Mission

EarthSURE is an EPC (**Engineering, Procurement & Construction**) and project development company, advancing India's transition to clean energy and circular manufacturing. As a proud subsidiary of **Ecosure Pulp molding Technologies Ltd**, **EarthSURE** integrates engineering, procurement, construction, and long-term operations to deliver outcomes not just assets.

Work spans Compressed Biogas (CBG), Bioenzymes development, Additive development, other renewable energy infrastructure, initiatives aligned with India's commitment towards net zero and industry energy demands.

Guided by the **United Nations Sustainable Development Goals (SDGs)** and India's biofuel policy, Earthsure extends the vision of transforming waste resources into value-driven products.

Our Commitment to the Sustainable Development Goals (SDGs)



CBG Project Enquiry to Execution – Roadmap (EPC)

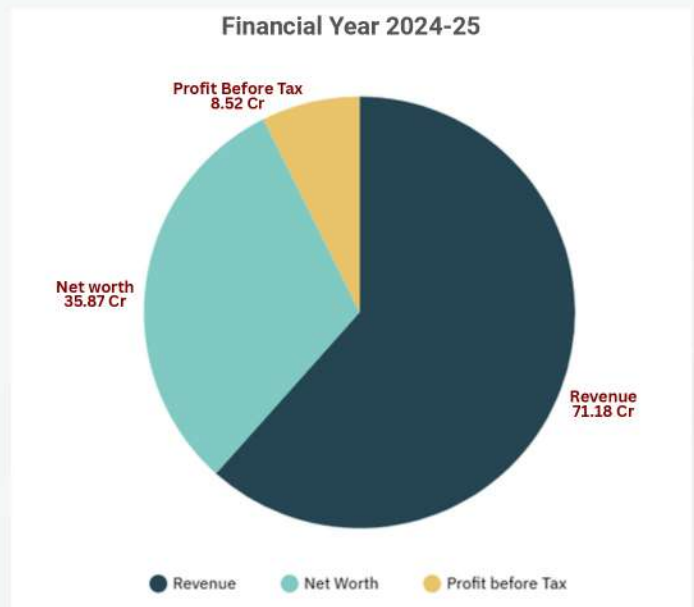
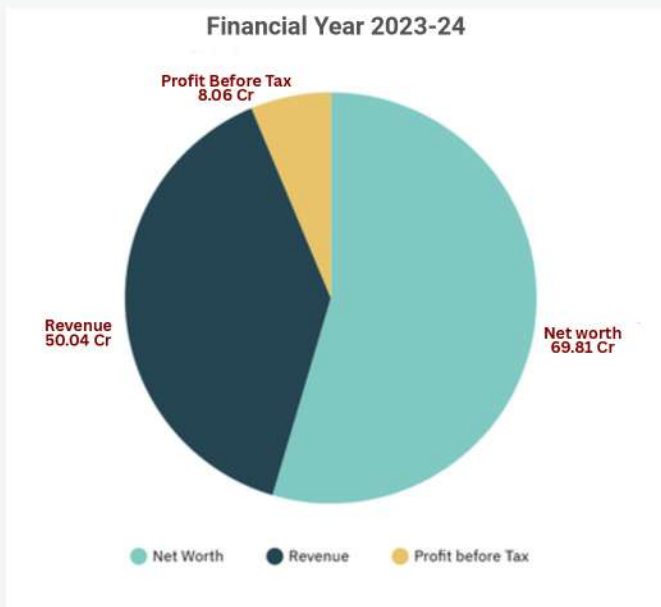


STRONG FINANCIAL BACKING FROM ECOSURE

EarthSURE Ecosolutions Private Limited draws its strength from its parent company, Ecosure Pulpmolding Technologies Ltd, a financially stable and consistently growing organization.

Ecosure has demonstrated **strong financial performance across consecutive years**, supported by:

- **Robust revenue growth**
- **Healthy profit before tax**
- **A strong and well-capitalized net worth**



This solid financial foundation enables EarthSURE to:

- Execute large-scale EPC and clean energy projects with confidence
- Support long-term project commitments and performance guarantees
- Maintain financial resilience across project lifecycles

With Ecosure’s proven balance sheet and disciplined financial management, EarthSURE offers partners, investors, and customers the assurance of **stability, credibility, and long-term reliability.**



WHY EARTHSURE?



1: Turnkey CBG Solutions

Compressed Biogas (CBG) is emerging as a game-changer in the renewable energy sector. As a clean, sustainable, and cost-effective alternative to conventional fuels, CBG has the potential to reduce carbon emissions and fulfilling energy demands for diverse sections.

Feedstocks for CBG



Organic Fraction - MSW



Napier grass



Poultry litter



Press mud

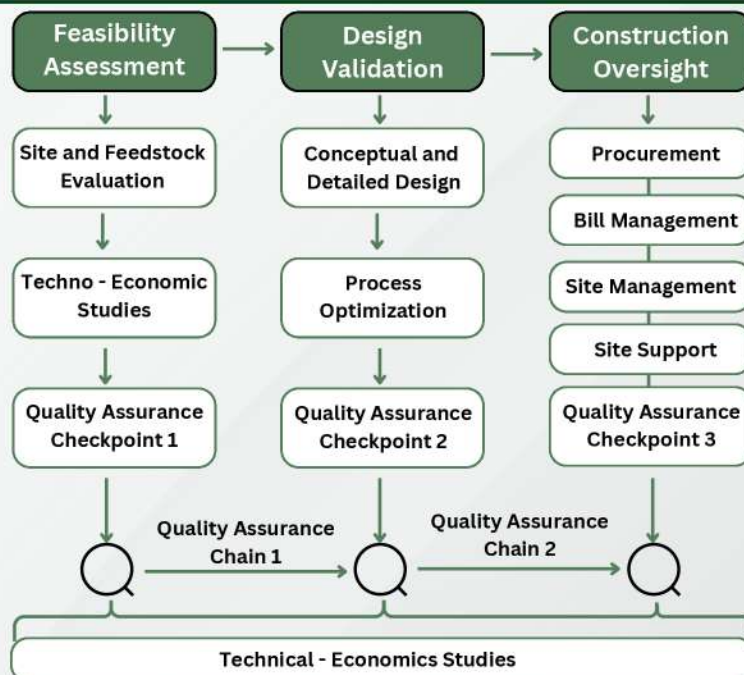


Food waste



2: PMC CBG Solutions

Our PMC CBG Solutions ensure end-to-end project management from feasibility and design validation to construction oversight and commissioning. We assess sites and feedstocks, conduct techno-economic studies, and recommend optimal technologies.





3: EPC CBG Solutions

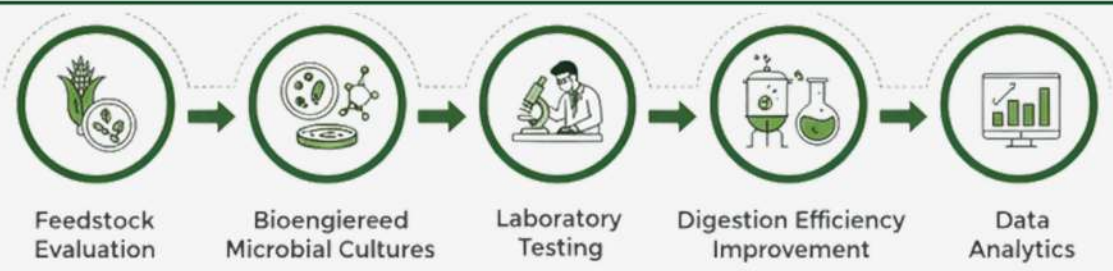
At Earthsure Ecosolutions, our EPC services provide a full-spectrum solution for Compressed Biogas (CBG) plants from detailed engineering design to equipment procurement and on-site construction management.

EPC CBG SOLUTION ENGINEERING WORKFLOW



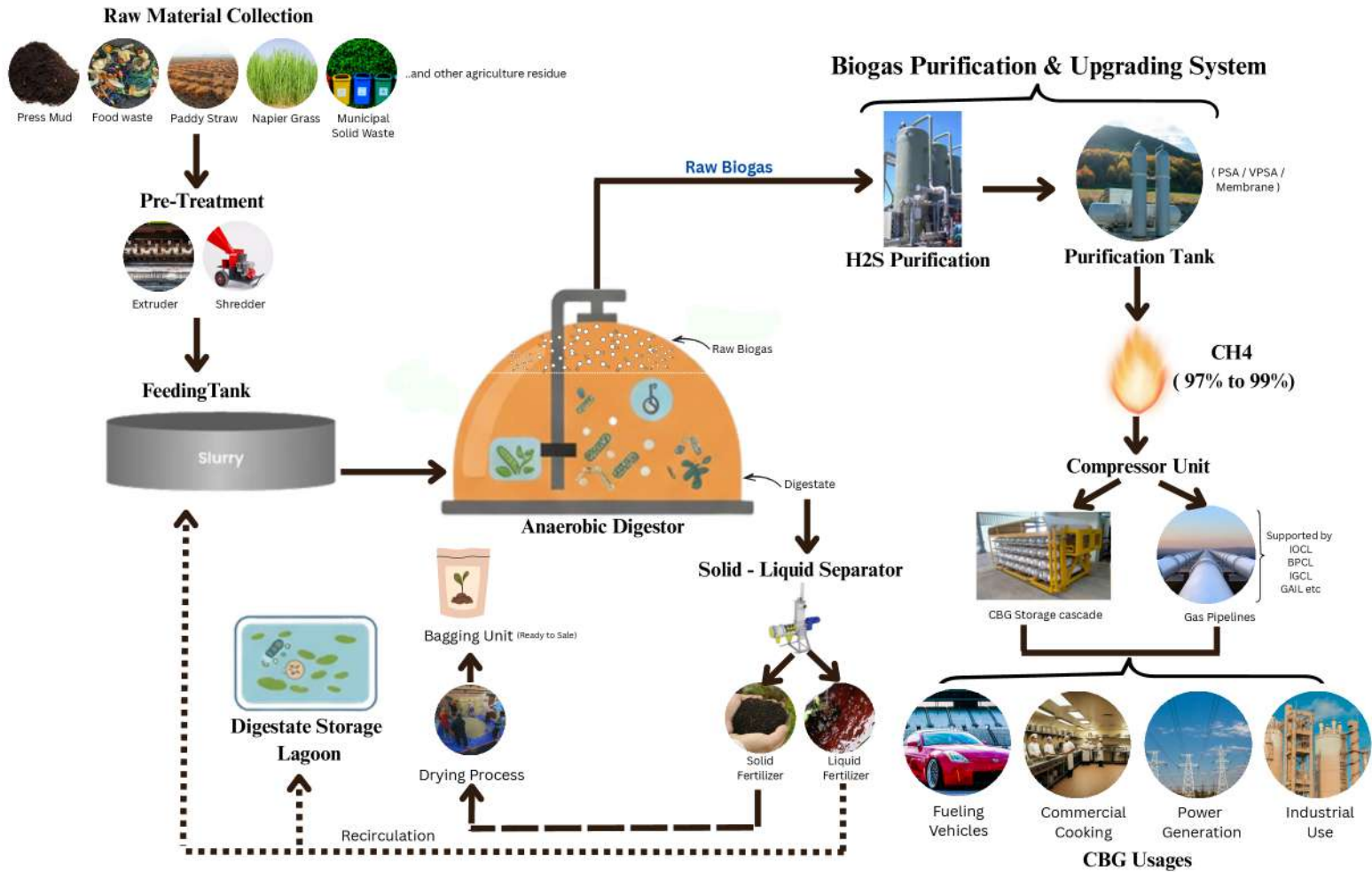
4: Research and Development

Our division focuses on advancing biogas technology through bioengineered microbial cultures that enhance biogas yield, improve digestion efficiency across diverse feedstocks, and elevate the nutrient quality of bio-fertilizer.



Flowing Towards a Sustainable Future

CBG Process flow Diagram



**SET UP YOUR OWN
CBG PLANT**

**EARN
~5 LAKH/DAY**
*Condition Apply

KEY HIGHLIGHTS:

- Turn Agri Waste into Wealth
- Earn ~30-40% ROI YoY
- Break-even in 5-6 Years

*Condition Apply

FINANCING & SUPPORT:

- 70% Loan of project
- ~40-60% Subsidy
- 15-Year Assured Buyback

जिस गौशाला में बायोगैस आएगी, बिजली और खाद की किल्लत दूर हो जाएगी।

बायोगैस के फायदे



आवश्यकताएँ

- न्यूनतम 50 या उससे अधिक गाये
- पानी की उपलब्धता
- स्थान: लगभग 2 एकड़



हमारी तकनीक

- उच्च दक्षता वाले डाइजेस्टर्स
- दिन-रात का संचालन
- ऑटोमेशन के अनुकूल
- 20+ वर्षों की आयु (लाइफस्पैन)

प्रारंभिक कीमत - लगभग ₹15 लाख



किसानों एवं गौशालाओं के लिए आय का स्रोत



खाना पकाने के लिए स्वच्छ ईंधन



ग्राम गैस



जैविक खाद का उत्पादन



बिजली उत्पादन



ट्रैक्टर और कृषि वाहनों में ईंधन

Transforming Waste Into Wealth

Challenge



Millions of tons of agricultural residue, and industrial by-products generated every year, ends up in landfills, creating soil contamination.

Solution



Our CBG plant converts organic waste into clean, renewable Compressed Biogas through advanced anaerobic digestion technology.

Our Approach

Customer First

- Post-commissioning support
- Real-time process monitoring
- Transparent communication
- Dedicated project managers

Results

Environmental & Economic Gains

- Strengthened local circular economy
- Lower greenhouse-gas emissions
- Cleaner energy production
- Reduced landfill dependency



90%

Waste Diversion
Rate



₹20.7 Cr

Annual
Savings



35%

Reduced Carbon
Footprint



90+

New Jobs



Before



After

India CBG Market Potential

INDIA COMPRESSED BIO GAS (CBG) MARKET

MARKET INSIGHT

₹1.26 LAKH CRORE
MARKET SIZE IN 2024



12% CAGR
During Forecast Period



GEOGRAPHICAL ANALYSIS



MARKET DYNAMICS



DRIVER

Rapidly Expansion of Biogas and CBG Sector To Accelerate Its Energy Transition



RESTRAINT

Strengthening Feedstock Supply Chains



OPPORTUNITY

Achieving Clean Energy Objective

All Rights Reserved © 2025 IMR

★★★★★

Sources : <https://introspectivemarketresearch.com/reports/india-compressed-bio-gas-cbg-market/>

India Compressed Bio Gas (CBG) Market

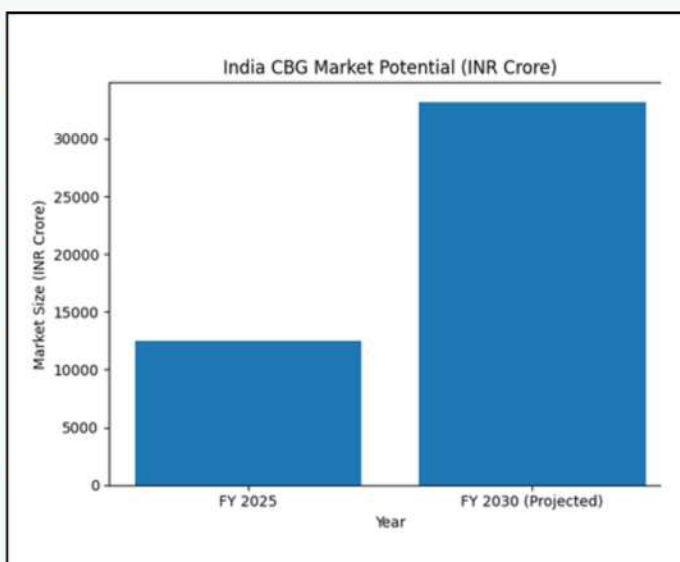
Base Year	2024	Forecast Period	2025 - 2032
Historical Data	2018 to 2024	Market Size in 2024	USD 15.2 Billion / ₹1.26 Lakh Crore
Forecast Period 2025-32 CAGR	12%	Market Size in 2032	USD 37.63 Billion / ₹3.12 Lakh Crore
Segment Covered	By Raw Material	<ul style="list-style-type: none"> Surplus Agro Residues Spent Wash/Press Mud Municipal Solid Waste (MSW) Sewage Animal & Poultry Waste 	
	By Application	<ul style="list-style-type: none"> Electricity Generation Cooking & Heating Heat Treatment or Steam Generation Alternative Fuel for Vehical 	
Growth Driver	Rapidly Expansion of Biogas and CBG Sector to Accelerate its Energy Transition		
Limiting Factor	Strengthening Feedstock Supply Chains		
Expansion Opportunity	Achieving Clean Energy Objective		
Challenge Barrier	Regulatory and Standardization Issues		
Companies Covered in the Report	Advanced Biofuels USA, BPCL, Gruner Renewable Energy, Gail Gas Limited, HPCL, Hycons Bioenergy, and Other Active Players.		

Sources : <https://introspectivemarketresearch.com/reports/india-compressed-bio-gas-cbg-market/>

India & World Market Potential

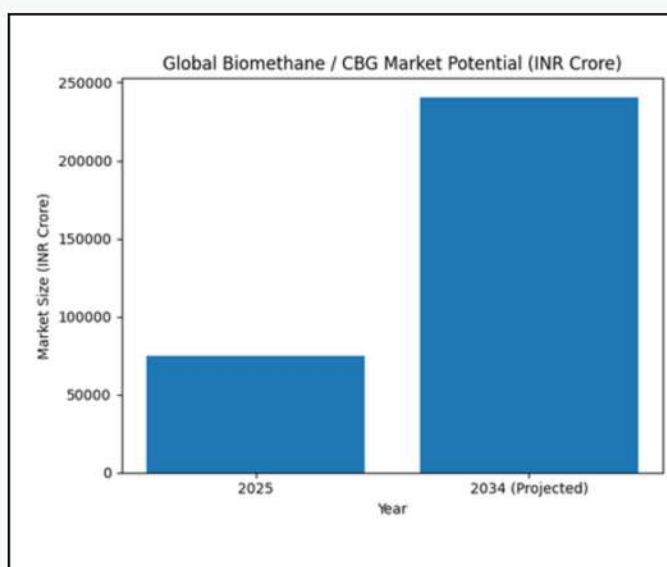
India CBG Market Potential

Parameter	Value
SATAT Target (Government of India)	~5000 CBG Plant
Year	2030
Estimated CBG Demand	₹2,00,000 Crore/year
Current CNG Consumption	~₹2.8 Lakh Crore/ year
Potential CBG Substitution	~30-35% of CNG Demand
Major Beneficiary Sectors	Oil & Gas, Boilers & Steam Users, Fertilizers, Transport & Mobility



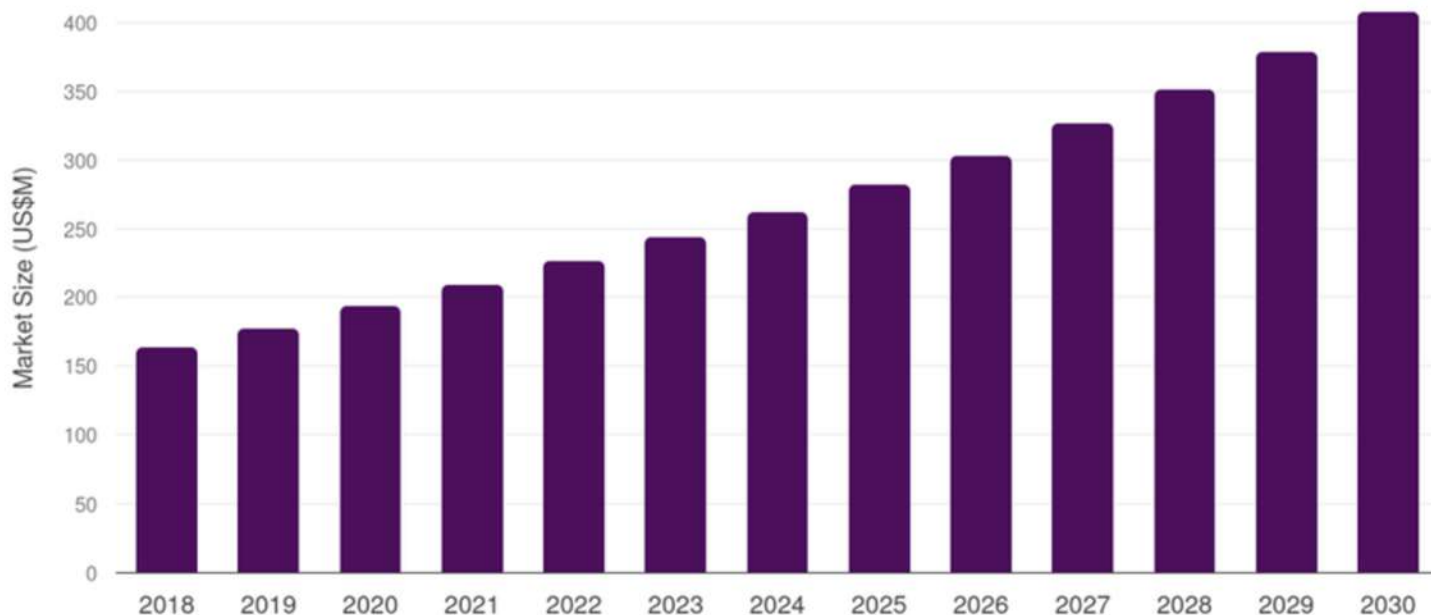
Global CBG Market Potential

Particulars	Data
Global Biogas Market Size (2023)	₹5.4 Lakh Crore
Expected Market Size (2030)	₹10 Lakh Crore
Global CAGR (2024-2030)	~8-10%
Global Biomethane Share	15-20% of total Biogas Market
Annual Biomethane Production (World)	₹64,000 Crore/year
Major Markets	Europe (Germany, France), USA, China & India



BIO-ENZYMES MARKET SIZE

India industrial enzymes market, 2018-2030



<https://www.grandviewresearch.com/horizon/outlook/industrial-enzymes-market/india>



Industrial enzymes market data book summary

Market revenue in 2024	USD 262.4 million / ~₹2,380 Crore
Market revenue in 2030	USD 407.8 million / ~₹3,697.75 crore
Growth Rate	7.7% (CAGR from 2025 to 2030)
Largest Segment	Carbohydrase
Fastest growing segment	Lipases
Historical data	2018 - 2023
Base year	2024
Forecast period	2025 - 2030
Quantitative Unit	Revenue in USD million
Market Segmentation	Carbohydrase, Proteases, Lipases, Polymerases & Nucleases, Other

RATE OF RETURN (ROI) ANALYSIS FOR CBG

Feedstock	Particulars	3 TPD	6 TPD	10 TPD
Napier Grass	Daily Feedstock (TPD)	60	120	200
	CBG Production (Kg/Day)	3000	6000	10000
	CBG Production (Kg/Year)	1,080,000	2,160,000	3,600,000
	Solid Fertilizer (TPD)	12	24	40
	Electricity Demand (kWh) (Per day)	~3519	~7038	~11730
	Man Power (Post Commissioning)	5 to 6	12 to 15	20 to 25
Paddy Straw	Daily Feedstock (TPD)	25	50	85
	CBG Production (Kg/Day)	3,000	6,000	10,000
	CBG Production (Kg/Year)	1,080,000	2,160,000	3,600,000
	Solid Fertilizer (TPD)	5	10	17
	Electricity Demand (kWh) (Per day)	~3557	~7114	~11857
	Man Power (Post Commissioning)	5 to 6	12 to 15	20 to 25
Press Mud	Daily Feedstock (TPD)	75	150	250
	CBG Production (Kg/Day)	3,000	6,000	10,000
	CBG Production (Kg/Year)	1,080,000	2,160,000	3,600,000
	Solid Fertilizer (TPD)	15	30	50
	Electricity Demand (kWh) (Per day)	~3518	~7037	~11728
	Man Power (Post Commissioning)	5 to 6	12 to 15	20 to 25

Project Cost in Crore (Approx)

Components	3 TPD	6 TPD	10 TPD
Civil & Infrastructure	₹4 to 5	₹5 to 6	₹10 to 15
Plant & Machinery	₹8 to 10	₹20 to 25	₹30 to 35
Utilities & Others	₹3	₹5	₹10
Total Project Cost	₹18	₹30 to 35	₹50 to 60

Annual Revenue in Crore (Approx)

Revenue	3 TPD	6 TPD	10 TPD
CBG Sales (80/Kg)	₹8,64,00,000	₹17,28,00,000	₹36,00,00,000
Bio Manure Sales	₹86,40,000	₹1,72,80,000	₹2,88,00,000
Total Revenue	₹9,50,40,000	₹19,00,80,000	₹38,88,00,000

ROI : ~ 30-40%
Breakeven in :
~5-6 years

Bhopal Project: Fully Operational | Proven Performance

Location : Bhopal (Madhya Pradesh)
Raw Material : Napier Grass
Output: 5 TPD

The **5 TPD Bio-CBG plant at Bhopal, Madhya Pradesh**, stands as a live demonstration of how **Earthsure technical expertise translates into bankable performance**.

Designed for **Napier grass**, a high-fiber and process-sensitive feedstock, the project demanded more than standard EPC execution. Earthsure stepped in as the **technical brain of the plant**, ensuring every critical decision was engineered for yield stability, operational reliability, and long-term profitability.

From **feedstock pre-treatment to digestion strategy**, EarthSURE optimized the plant architecture to handle lignocellulosic biomass efficiently. Advanced **size reduction, thermal pre-treatment, and controlled dilution** were implemented to improve biodegradability and gas yield reducing common failure points seen in grass-based plants.

At the core, **dual RCC anaerobic digesters operating in parallel** were designed to balance load, improve uptime, and ensure consistent gas generation. Precision agitation, controlled retention parameters, and robust pumping systems were selected to maintain biological health and avoid process shocks.



The result:

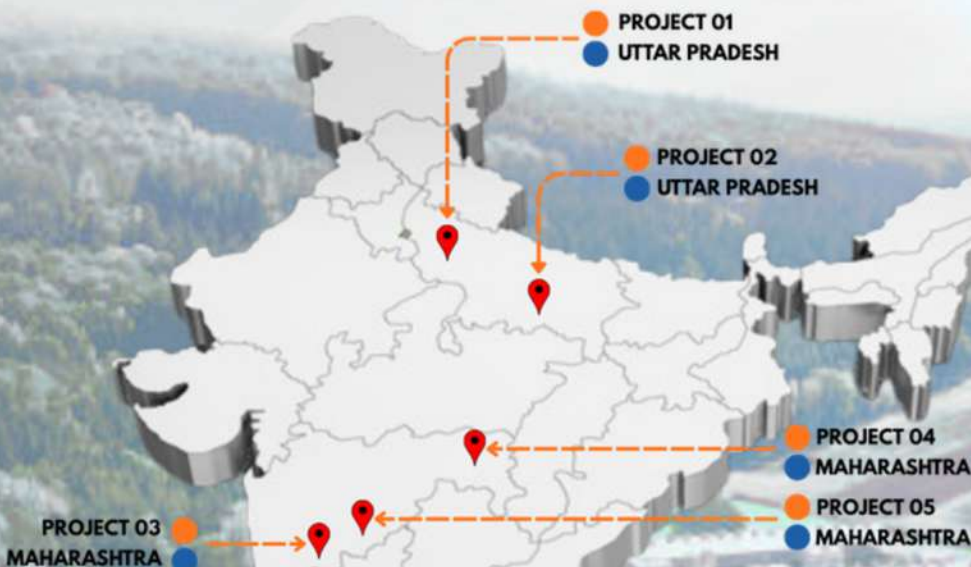
- **~13300 Nm³/day** of raw biogas generation
- **~5 TPD** of purified CBG output
- Stable methane enrichment through a multi-tower purification system
- Online gas quality monitoring enabling data-driven operations



Scan to visit our operational plant

PROJECTS >>>

Join Us in Making the World Greener!



PROJECT 1

Capacity 7 TPD
Feed Stock: Napier Grass & Cow Dung
Year of Installation in-process

PROJECT 2

Capacity 10 TPD
Feed Stock: Napier Grass & Press Mud
Year of Installation in-process

PROJECT 3

Capacity 7 TPD
Feed Stock: Napier Grass & Press Mud
Year of Installation in-process

PROJECT 4

Capacity 26 TPD
Feed Stock: Cow Dung, Cattle Dung & Vegetable, Mandi, Food Waste
Year of Installation in-process

PROJECT 5

Capacity 6 TPD
Feed Stock: Napier Grass
Year of Installation in-process

5 MAJOR CENTRAL GOVERNMENT FINANCIAL SUPPORT FOR CBG/BIO-CNG PROJECTS

Policy / Scheme Name	Year (Launch/ Latest)	Ministry / Department	Key Highlight (Major Financial Support)
Central Financial Assistance (CFA) for CBG Plants	2025	Ministry of New & Renewable Energy (MNRE)	<ul style="list-style-type: none"> ₹4.0 Crore per 4,800 kg/day BioCNG (from new biogas plant) ₹3.0 Crore per 4,800 kg/day BioCNG (from existing biogas plant) Max CFA: ₹10 Crore per project (for BioCNG cases)
Biomass Aggregation Machinery (BAM) Policy	2025	Ministry of Petroleum & Natural Gas (MoPNG)	<ul style="list-style-type: none"> Up to 50% of procurement cost or ₹90 lakh per set (whichever is lower) Cap up to ₹9Crore/project on pro-rata basis (based on plant capacity / residue requirement)
Scheme for Development of Pipeline Infrastructure (DPI) for CBG Offtake - Revised	2025	Ministry of Petroleum & Natural Gas (MoPNG)	<ul style="list-style-type: none"> Up to 50 Km: ₹0.50 Cr/Km (Steel) or 50% of project cost (whichever is lower); ₹0.075 Cr/km (MDPE) or 50% of project cost. Max FA per project: ₹28.75 Cr Milestone - based release (10% advance option + further tranches)
Market Development Assistance (MDA) for Fermented Organic Manure (FOM)	2023	Department of Fertilizers, Ministry of Chemicals & Fertilizers	₹1500 / tonne (on sold & FCO - certified product) <ul style="list-style-type: none"> Fermented Organic Manure (FOM) Liquid FOM (LFOM)
Viability Gap Funding (VGF) for Bio-Methanation / CBG Plants (SBM - U 2.0)	2025	Ministry of Housing & Urban Affairs	Mainly for OF - MSW Projects : Earlier benchmark: ₹18 Crore/100 TPD Now revised to: ₹32 Crore/100 TPD And VGF / grant / central share is decided is decided by MoHUA + State + ULB based on this

Visionary Minds Behind Green Energy



MOHIT KUMAR

Chairman & Managing Director



ANUJ KUMAR

Director and Co-Founder



MOHIT CHAUHAN

Chief Operating Officer



DR. RAJESH KUMAR PRASAD

Additional Director & Business Unit Head



NITISH TRIPATHI

Co-Founder



SUDHIR SINGH

Business Development Manager



EARTHSURE ECOSOLUTIONS PVT. LTD

27, Block B, Sector 132, Noida, Gautam Buddha Nagar, Uttar Pradesh 201304.

info@earthsure.in, toll-free: 0120-5200121